

# alula™ RE618 Flood & Temp Sensor Connect+™ Encrypted



**RE618 Flood & Temp Sensor** is an integrated environmental sensor that detects flood conditions and reports extreme temperatures. It also reports air temperature allowing custom high and low temperature trip points to be set in the panel.

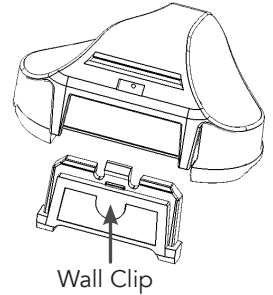
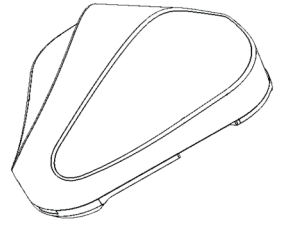
## Features

- Titanium probes for unmatched corrosion immunity
- IP67 rated waterproof enclosure
- GORE® vent to prevent seal failure
- 5-year warranty

**Enroll** by placing the panel into wireless enrollment mode and then sending an enrollment signal from the sensor. Alternatively, the sensor can be enrolled by scanning its bar code using the Connect+ Installer App or by entering its 8-character serial number on the interactive service provider's web portal. **NOTE, freeze and heat inputs must be enabled as additional zones using the installer app or the interactive service provider's web portal.**

### Options for Sending an Enrollment Signal

- Remove the battery tabs, OR
- Remove the wall clip from sensor body



**Install** by placing the sensor in the location requiring flood or temperature detection. If desired, the wall clip can be used to secure the sensor to a wall or baseboard.

### Optional Screw Mounting

- Remove the wall clip from the sensor body.
- Secure the clip to a wall, baseboard or cupboard using a #6 screw.
- Slide the sensor body down onto the wall clip until it snaps into place.

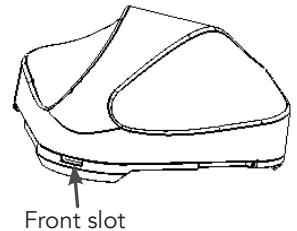


**Detects** water pooled under the sensor and reports extreme temperature conditions. High and low temperature trip points are set in the panel.

### Default Temperature Trip Points

- Heat alarms when over 100°F (38°C)
- Heat restores when under 97°F (36°C)
- Freeze alarms when under 45°F (7°C)
- Freeze restores when over 48°F (9°C)

**To replace the batteries**, insert a flat blade screwdriver into the front slot and twist. Slide both old batteries out and the new batteries in. To reinstall the cover, align the rear latches and roll the cover forward until it snaps into place.



*Use the panel installation guide to verify proper system setup.*

## Pro Tips

**The cover** can be removed without removing the wall clip.

**Both titanium probes** must be in the same puddle for the it to detect water.

**Tamper detection** depends on how the sensor is installed.

- Secured to wall: Tamper is indicated when lifted off the clip.
- NOT secured to wall: Tamper is indicated when the cover is removed.

**When changing the batteries** replace both with new batteries.

## Specifications

Physical	
Housing Dimensions	2.43 x 2.48 x 1.17 inches (6.2 x 6.3 x 3.0 cm)
Weight with Batteries	1.34 ounces (38 grams)
Mounting Fastener	#6 screw (not provided)
Environmental	
Operating Temperature	32°F to 120°F (0°C to 49°C)
Maximum Humidity	85% non-condensing relative humidity
Water Resistance	IP67 rated (waterproof for over 30 minutes at 1 meter depth)
Sensor Specifications	
Frequency	433.92 MHz
Replacement Batteries	Two Panasonic CR2032
Nominal Battery Life	10 years
Battery Voltage	3.0 VDC (Nominal) 2.3 VDC (Low)
Current Draw	20 mA (Maximum) 0.5 uA (Quiescent)
Transmitted Indications	Cover Tamper, Wall Tamper, Low Battery, Supervision
Temperature Accuracy	+/- 2°C
Certification	
RE618	FCC, IC, RCM
RE618-CE	EN60950-1, EN300 220, EN301 489

*Specifications subject to change without notice.*

### WARRANTY

Alula will replace products that are defective in their first five (5) years.

### TRADEMARKS

Alula and Connect+ are trademarks owned by Alula Holdings, LLC.

### IC NOTICE

This device complies with Industry Canada license-exempt RSS standard(s). Operation is subject to the following two conditions:

- (1) This device may not cause interference, and
- (2) This device must accept any interference, including interference that may cause undesired operation of the device.

Le présent appareil est conforme aux cnr d'Industrie Canada applicables aux appareils radio exempts de licence. L'exploitation est autorisée aux deux conditions suivantes:

- (1) L'appareil ne doit pas produire de brouillage, et
- (2) L'utilisateur de l'appareil doit accepter tout brouillage radioélectrique subi, même si le brouillage est susceptible d'en compromettre le fonctionnement.

IC: 8310A-RE318

### FCC NOTICE

This device complies with Part 15 of the FCC rules. Operation is subject to the following two conditions:

- (1) This device may not cause harmful interference.
- (2) This device must accept any interference that may be received, including interference that may cause undesired operation.

Changes or modifications not expressly approved by Alula could void the user's authority to operate this equipment.

FCC ID: U5X-RE318

### CE DECLARATION OF CONFORMITY

Hereby, Alula declares that this RE618-CE is in compliance with the essential requirements and other relevant provisions of directive 1999/5/EC.

*(This declaration can be translated to other languages via a myriad of translation tools found on the Internet.)*